

- Certain features are available only in certain countries and regions
- To control other devices through the Xbox console, please ensure that your device supports HDMI-CEC and this function is enabled. You can consult your device manufacturer for details
- Backlight turns off after 5 seconds of no operation

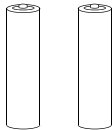
Connection

Automatic connectivity via Infrared when in range, no pairing needed


- Compatible with Xbox Series X | S, Xbox One, Xbox One S | X
- Please aim directly at your Xbox for the best control and ensure there is no obstruction between the media remote and the console when using

Battery

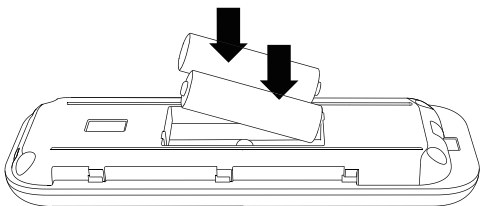
- 1
- AAA Battery x 2



- 2
- Slide the battery compartment cover upward to open it



- 3
- Insert into the battery case



- Do not mix old and new batteries
- Low battery- Backlight stops lighting up, please change the battery

Safety Warnings

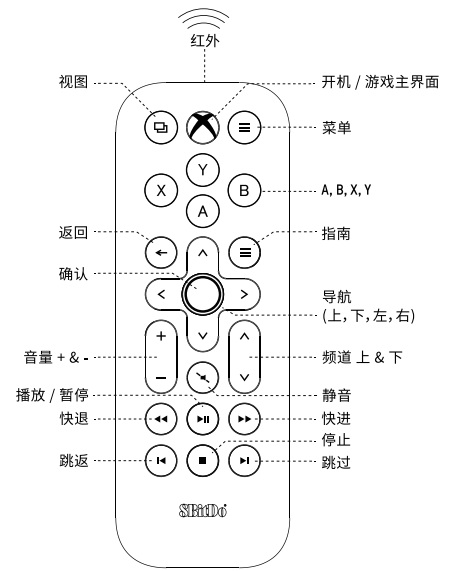


- Please always use batteries, chargers, and accessories provided by the manufacturer.
- The manufacturer is not liable for any safety issues arising from the use of non-manufacturer-approved accessories.
- Do not attempt to disassemble, modify, or repair the device yourself. Unauthorized actions may result in serious injury.
- Avoid crushing, disassembling, puncturing, or attempting to modify the device or its battery, as these actions can be dangerous.
- Any unauthorized changes or modifications to the device will void the manufacturer's warranty.

Support



- please visit support.8bitdo.com for further information & additional support



- 某些功能仅适用于部分国家或地区
- 若要通过 Xbox 主机控制其他设备, 请确保您的设备支持 HDMI-CEC 功能并已启用, 详情请咨询您的设备制造商
- 5 秒无操作后自动关闭背光

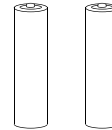
连接

IR 红外控制, 无需配对, 可直接使用


- 支持 Xbox Series X | S、Xbox One、Xbox One S | X 主机
- 使用时应使遥控器与 Xbox 主机之间保持直线对准, 且无遮挡

电池

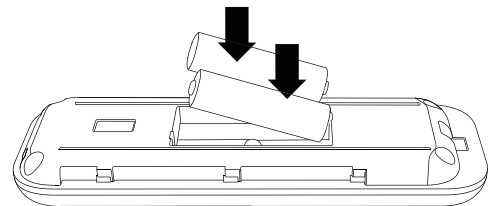
- 1
- AAA 电池 x 2



- 2
- 从遥控器背面底部上滑, 打开电池盖



- 3
- 把 AAA 电池放入指定位 / 电池仓



- 为保证使用体验, 请避免将新电池与旧电池混合使用
- 低电量时背光按键会自动关闭, 请及时更换电池

安全警示



- 请使用制造商的电池、充电器、配件。
- 在用户使用第三方的配件时, 制造商不能对用户的安全负责。
- 请勿自行拆卸、改装或修理设备。
- 请勿挤压、拆解、刺穿或尝试改装设备及电池。
- 对设备的任意变动或改装, 将导致制造商对设备不予保修。

技术支持



- 请访问 support.8bitdo.cn 了解详细信息。