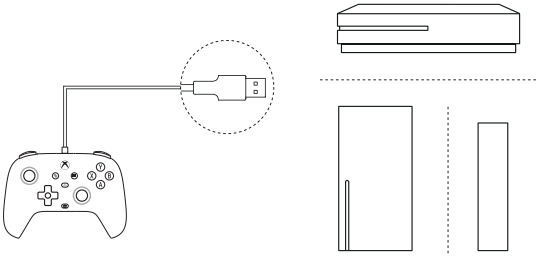


Xbox Series/Xbox One console

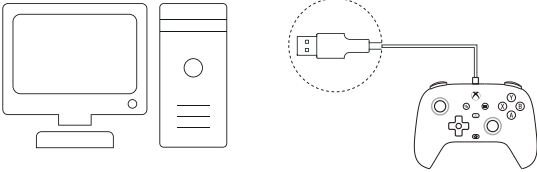
* The latest system version of the Xbox console is required.
Connect the controller to your Xbox console via a USB cable, then press the **Xbox button** to turn on the controller, the **Status LED** will stay solid when the connection is successful.



Windows 10 / Windows 11



• Windows 10(1903) or above is required.
Connect the controller to your Windows device via a USB cable, then press the **Xbox button** to turn on the controller, the **Status LED** will stay solid when the connection is successful.

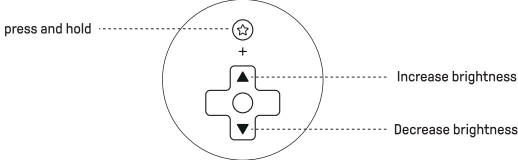


Light Effects

• Press the **Star button** to cycle through the light effects: **Light-tracing Mode** > **Fire Ring Mode** > **Rainbow Ring Mode** > **Off**.

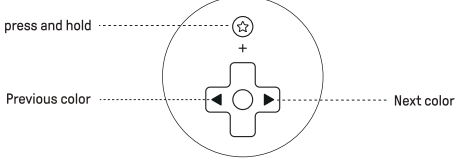
Brightness Control

• Applicable only in **Light-tracing mode** and **Rainbow Ring mode**.
Press and hold the **Star button + D-pad up/down** to adjust the brightness.



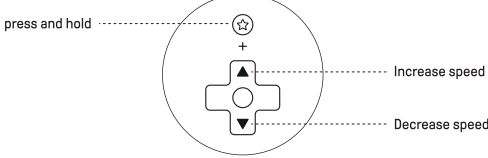
Color Options

Press and hold the **Star button + D-pad left/right** to change the lighting color.



Speed Control

• Applicable only in **Fire Ring mode**.
Press and hold the **Star button + D-pad up/down** to adjust the Fire Ring speed.



Safety Warnings

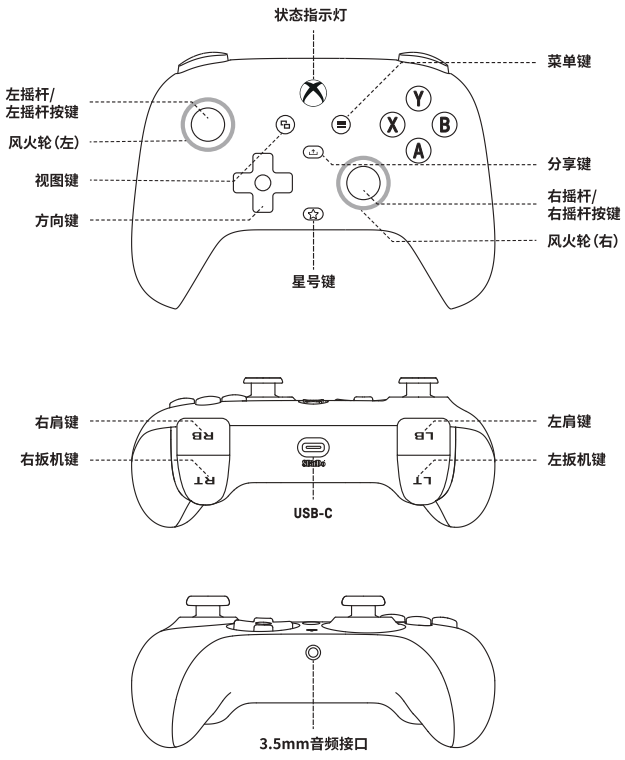


- Please always use batteries, chargers, and accessories provided by the manufacturer.
- The manufacturer is not liable for any safety issues arising from the use of non-manufacturer-approved accessories.
- Do not attempt to disassemble, modify, or repair the device yourself. Unauthorized actions may result in serious injury.
- Avoid crushing, disassembling, puncturing, or attempting to modify the device or its battery, as these actions can be dangerous.
- Any unauthorized changes or modifications to the device will void the manufacturer's warranty.

Support

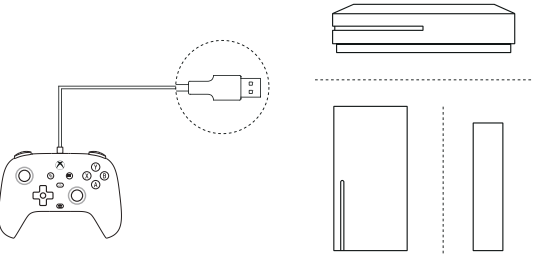


• Please visit support.8bitdo.com for further information & additional support.



Xbox Series 系列 / Xbox One 系列主机

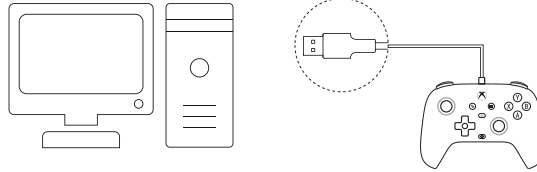
* 要求 Xbox 主机系统已更新到最新版本。
将手柄连接到 Xbox 主机的 USB 端口, 按下 **Xbox 键** 启用手柄, **状态指示灯** 常亮即可使用。



Windows 10 / Windows 11



* 要求 Windows 设备系统版本为 Windows 10 (1903) 或更高版本。
将手柄连接到 Windows 设备的 USB 端口, 按下 **Xbox 键** 启用手柄, **状态指示灯** 常亮即可使用。

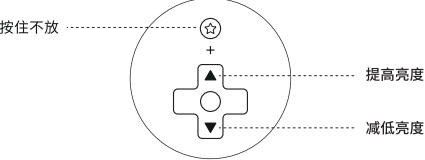


灯光效果

* 按下 星号键 可切换不同的灯光效果, 灯光效果: **追光效果** > **风火轮效果** > **彩虹环效果** > **关闭** 循环。

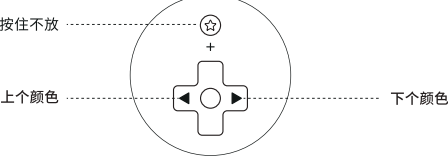
亮度

* 仅 **追光效果**、**彩虹环效果** 可调节亮度。
按住 **星号键 + 方向键上 / 下** 可提高 / 降低灯光亮度。



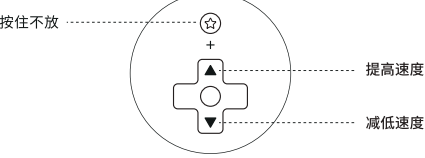
颜色

按住 **星号键 + 方向键左 / 右** 可更改灯光颜色。



速度

* 仅 **风火轮效果** 可调节速度。
按住 **星号键 + 方向键上 / 下** 可提高 / 降低速度。



安全警示



- * 请使用制造商的电池、充电器、配件。
- * 在用户使用第三方的配件时, 制造商不能对用户的安全负责。
- * 请勿自行拆卸、改装或修理设备。
- * 请勿挤压、拆解、刺穿或尝试改装设备及电池。
- * 对设备的任意变动或改装, 将导致制造商对设备不予保修。

技术支持



* 请访问 support.8bitdo.cn 了解详细信息。