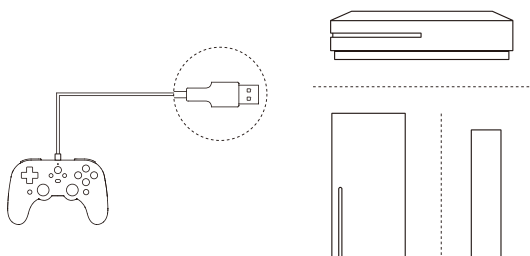


connectivity

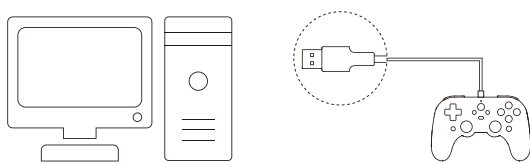
Xbox One / Xbox Series X / Xbox Series S

- Connect the controller to your Xbox One and Xbox Series X/S via its USB cable. Status LED is on when the controller is successfully connected



Windows 10

- Connect the controller to your Windows device via its USB cable. Status LED is on when the controller is successfully connected

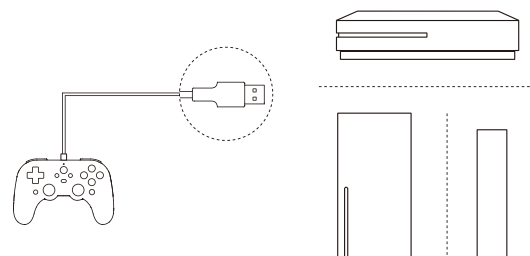


- Required system: Windows 10 or above

连接

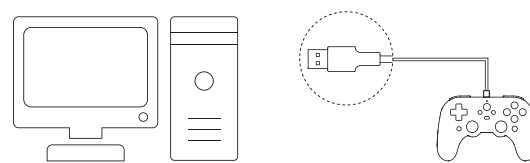
Xbox One / Xbox Series X / Xbox Series S 主机

- 将手柄连接至 Xbox 主机的 USB 端口, 状态指示灯常亮即可使用



Windows 10 设备

- 将手柄连接至 Windows 10 设备的 USB 端口, 状态指示灯常亮即可使用



- 低于 Windows 10 版本的设备不支持

button swap

1. press and hold any two of A/B/X/Y/LB/RB/LSB/RSB buttons you would like to swap
 2. press the star button to swap them, profile LED blinks to indicate the success of the action
 3. press and hold any of the two buttons which have been swapped and press the star button to cancel it
- button mapping goes back to its default mode when controller is turned off
 - please visit support.8bitdo.com for further information and assistance

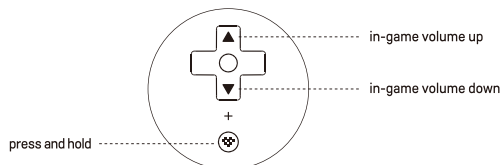
快速按键映射

1. 按住 A、B、X、Y、左肩键、右肩键、左摇杆按钮、右摇杆按钮任意两个按键, 并按下 [星号键] 即可快速交换按键功能。
 2. 按住任意切换过的按键, 再按下 [星号键] 可恢复默认功能。
 3. 设置过切换的按键, 按下时配置指示灯会闪烁。
- 交换按键不会保存, 关机重启后恢复默认。

volume control

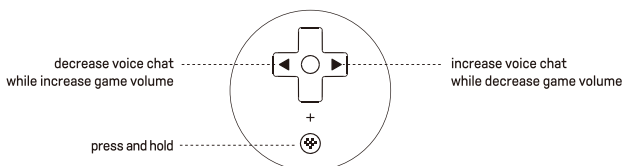
1

- Press and hold profile + up/down to turn up/down in-game volume



2

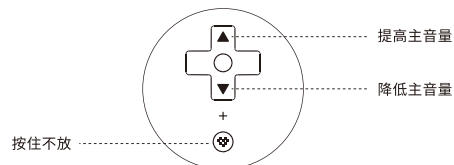
- Press and hold profile + left/right to adjust the balance between voice chat and game volume



声音调节

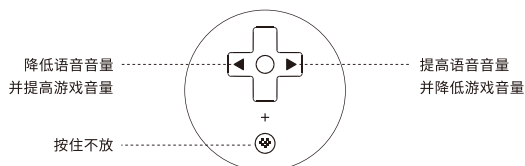
1

- 按住配置键 + 十字键上、下可提高、降低主音量



2

- 按住配置键 + 十字键左、右可调节语音、游戏之间的音量平衡



Ultimate Software

- 8BitDo Ultimate Software gives you elite control over every piece of your controller: customize button mapping, adjust stick & trigger sensitivity, and control vibration power
- please visit app.8bitdo.com for the application
- profile LED lights up when profile is enabled

自定义配置

- * 访问 app.8bitdo.cn 获取精英软件, 可配置按键映射、调节摇杆灵敏度、调节扳机键灵敏度、调节振动等功能。
- * 启用配置时配置指示灯会亮起。

Safety Warnings



- Please always use batteries, chargers, and accessories provided by the manufacturer.
- The manufacturer is not liable for any safety issues arising from the use of non-manufacturer-approved accessories.
- Do not attempt to disassemble, modify, or repair the device yourself. Unauthorized actions may result in serious injury.
- Avoid crushing, disassembling, puncturing, or attempting to modify the device or its battery, as these actions can be dangerous.
- Any unauthorized changes or modifications to the device will void the manufacturer's warranty.

安全警示



- * 请使用制造商的电池、充电器、配件。
- * 在用户使用第三方的配件时, 制造商不能对用户的安全负责。
- * 请勿自行拆卸、改装或修理设备。
- * 请勿挤压、拆解、刺穿或尝试改装设备及电池。
- * 对设备的任意变动或改装, 将导致制造商对设备不予保修。

support



- please visit support.8bitdo.com for further information & additional support

技术支持



- 请访问 support.8bitdo.cn 了解详细信息。